

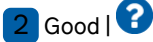






## Find and compare schools in England

**BETA** This is a new service. Our feedback survey is currently closed. We plan to re-open it soon.

## Kippax Ash Tree Primary School

Address:	Gibson Lane, Leeds, LS25 7JL
School type:	Academy - Converter mainstream 
Education phase:	Primary
Academy trust or sponsor:	<a href="#">THE BRIGSHAW LEARNING PARTNERSHIP</a> 
Gender of entry:	Mixed
Ofsted rating:	 Good  Inspected 25 Jan 2017
Local authority:	<a href="#">Leeds</a>
Headteacher/Principal:	Mrs Amanda Campbell
Age range:	3 to 11
Religious character:	None
Admissions policy:	Not recorded 
Unique reference:	143240
Website:	<a href="#">School website</a>
Apply for a place:	<a href="#">Primary</a>
Financial information:	<a href="#">Schools financial benchmarking</a> 
Further information:	<a href="#">Get information about schools</a> 
Compare similar schools:	<b>Primary</b>

This is revised data for 2018/2019

### ▼ [About these results](#)

This page shows [revised](#) results data for pupils who completed [key stage 2](#) in the summer of 2019. These figures were published in December 2019.

### Progress score in reading, writing and maths

Reading

**Well below average** **-4.4**

Writing

**Average** **-0.6**

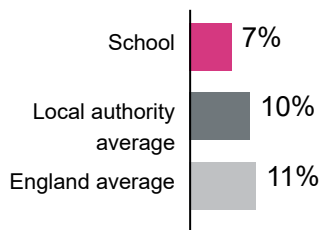
Maths

**Average** **-0.1**

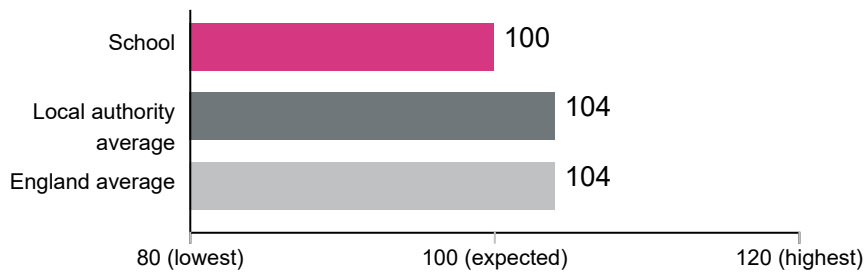
## Pupils meeting expected standard in reading, writing and maths ?



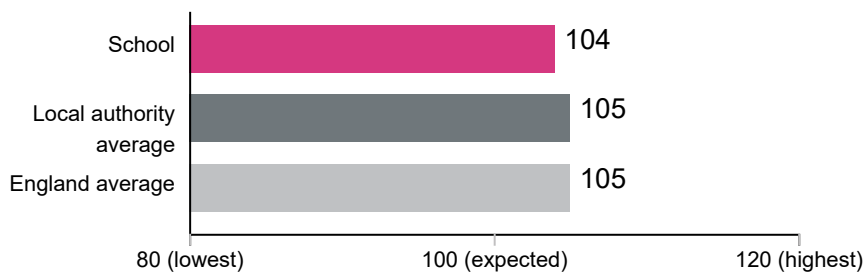
## Pupils achieving at a higher standard in reading, writing and maths ?



## Average score in reading ?



## Average score in maths ?



[Results over time](#)



[Results by pupil characteristics](#)



## About this data

### ▼ [Abbreviations](#)

- LOWCOV = Low coverage: shown for the 'value added' measure and coverage indicator where schools have less than 50% of pupils included in calculation of the measure
- NA = Not applicable: figures are either not available for the year in question, or the data field is not applicable to the school or college
- NE = No entries: the school or college did not enter any pupils or students for the qualifications covered by the measure
- NEW = New school or college
- NP = Not published: for example, we do not publish Progress 8 data for independent schools and independent special schools, or breakdowns by disadvantaged and other pupils for independent schools, independent special schools and non-maintained special schools
- SP = Small percentage: the number is between 0% and 0.5%
- SUPP = Suppressed: in certain circumstances we will suppress an establishment's data. This is usually when there are 5 or fewer pupils or students covered by the measure (29 for apprenticeships measures). We avoid making these figures public to protect individual privacy. We may also suppress data on a case-by-case basis.

### ▼ [Further guidance](#)

Read the [guidance about using the school performance tables](#).

Read more information about the [key stages and the national curriculum](#).

